

Capillary thermometer

Model : MTR.S

Feature of product

- A point measurement, B point monitoring
- The distance measurement catheter can be used for distance measurement, facilitating the entire measurement process
- Alarm control contact can be added



Above : No contact
Below : With contacts

Product specification

Nominal size

2.5", 3", 4", 5", 6"

Measuring range

-50°C ~ +600°C

Case

304 stainless steel

Stem length

150mm, or other can be customized

Stem diameter

12mm, or other can be customized

Stem material

304 stainless steel (Normal)
316 stainless steel (Optional)

Thread size

1/2", or other can be customized

Thread type

PT, or other can be customized

Pointer

Black aluminum alloy sheet

Accuracy

±1% FS

Dial

Aluminum alloy sheet
(single or double scale)

Capillary length

3m ~ 20m

Product specification

Contact Type

Single contact N.C.

Single contact N.O.

Double contacts N.O.*2

Double contacts N.O.+N.C.

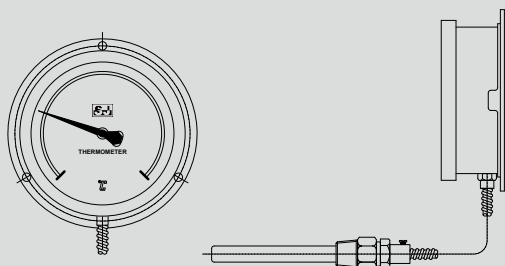
Double contacts N.C.*2

Electrical contact specification

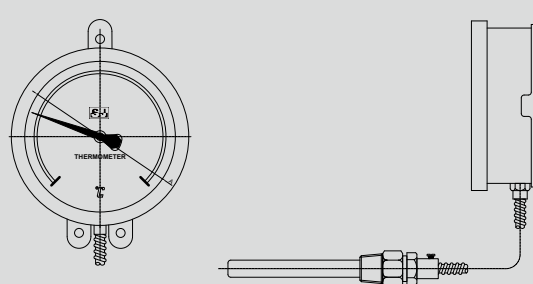
	Magnetic Assist Switch	
	without liquid-filling	with liquid
Rated voltage	250V	250V
Contact capacity Max.	30W/50VA	20W/20VA
Ambient temperature	-20...+70°C	
Current load :		
Make rating Max.	1.0A	1.0A
Breaking current Max.	1.0A	1.0A
Continuous load Max.	0.6A	0.6A

Type of mounting

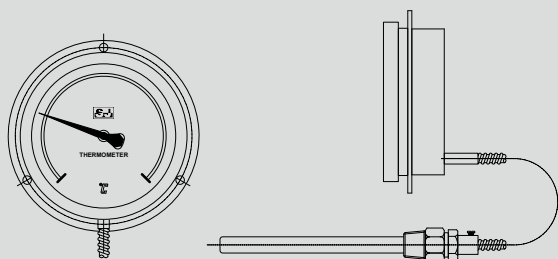
Wall mounting type Code: MW



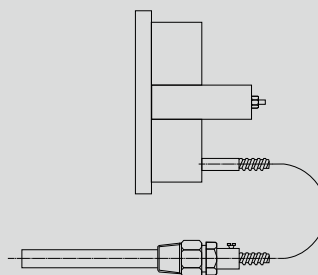
MW 6" three holes Code: MW-6C



Back mount type Code: MF



MF with U-font frame Code: MF-U

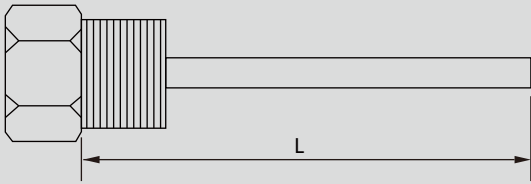


Size \ Code	MF	MW	MW-6C	MF-U
2.5"	✓	✓	-	✓
3"	✓	✓	-	✓
4" *	✓	✓	-	✓
5"	✓	✓	-	✓
6" *	✓	✓	✓	✓

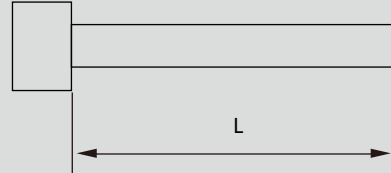
* 4" 、 6" can equipped with electrical contacts

Connection type

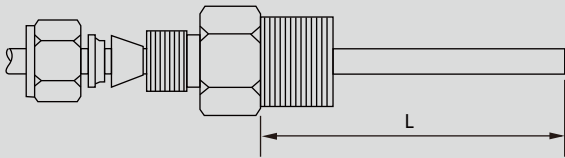
Male thread connection Code: MT



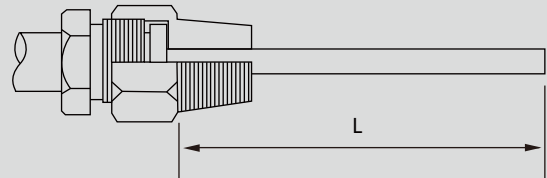
Plain stem Code: N




Compression fitting Code: CF



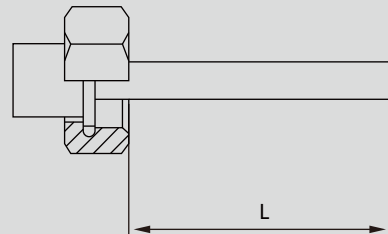
Loose threaded connection Code: LT



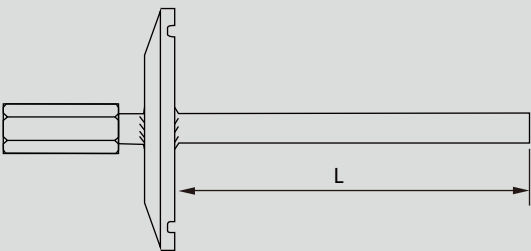
Single loose thread Code: MN



Union nut Code: UN

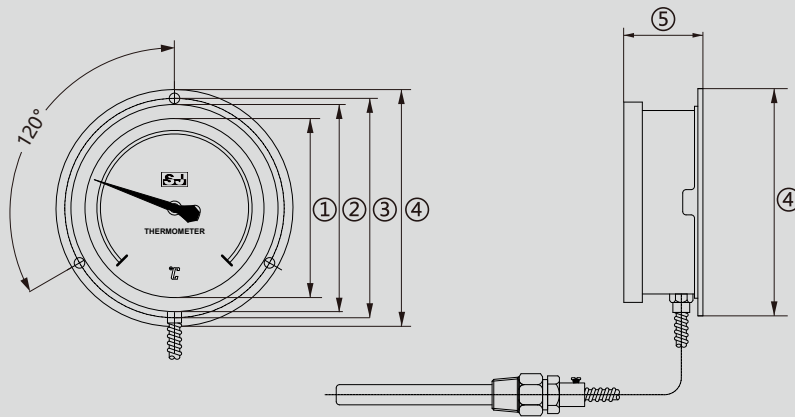


Tri-clamp Code: TC



Dimensions

Wall mounting type code: MW



Dimensions in mm

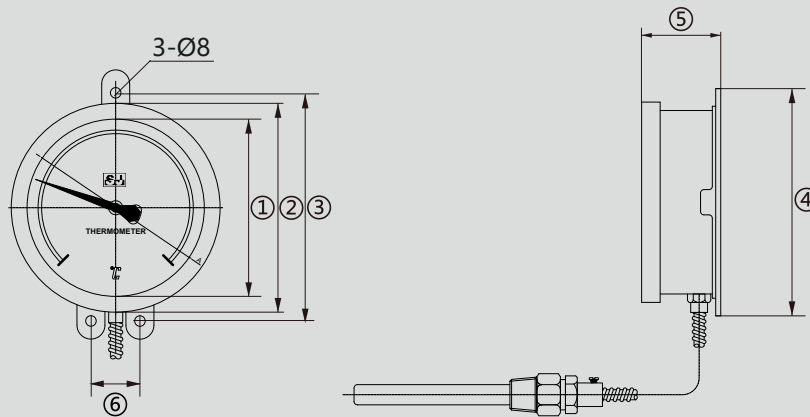
NS	①	②	③	④	⑤
2.5"	55	64	75	88	40
3"	70	85	91	102	47
4"	102	119	123	137	48
5"	110	127	131	145	51
6"	140	160	176	191	47

(1) If MW4 is equipped with electrical contacts, the height of the case (⑤) is 80mm

(2) MW6 is equipped with electrical contacts, the mirror surface uses an acrylic cover, the height of the acrylic cover is 26mm(single contact)/40mm(double contact)

Dimensions

Wall mounting type code: MW-6C



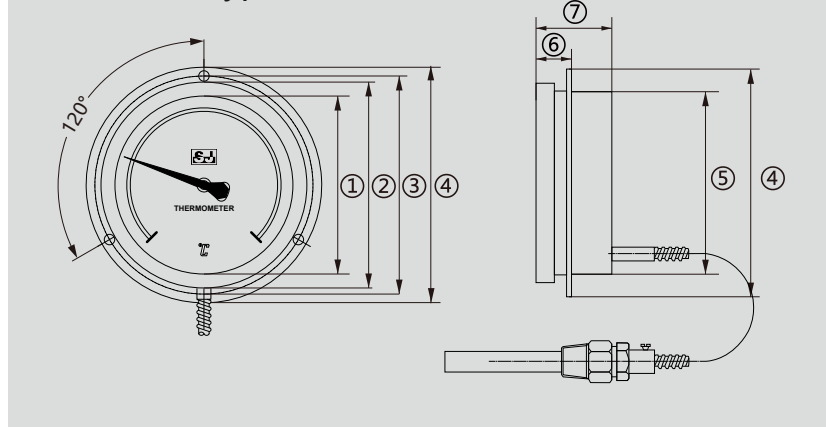
Dimensions in mm

NS	①	②	③	④	⑤	⑥
6"	140	160	187	210	47	51

MW-6C is equipped with electrical contacts, the mirror surface uses an acrylic cover, the height of the acrylic cover is 26mm(single contact)/40mm(double contact)

Dimensions

Back mount type code: MF



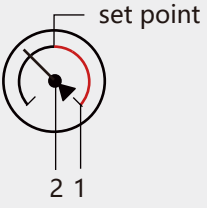
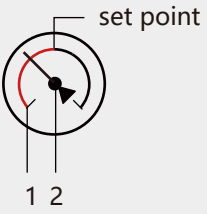
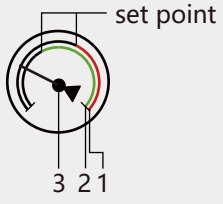
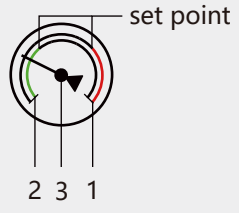
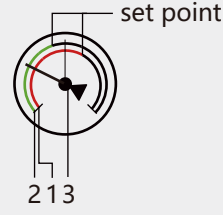
Dimensions in mm

NS	①	②	③	④	⑤	⑥	⑦
2.5"	55	64	75	88	63	16	40
3"	70	85	91	102	76	16	47
4"	102	119	123	137	108	22	48
5"	110	127	131	145	117	18	51
6"	140	160	176	191	148	18	47


(1) If MF4 is equipped with electrical contacts, the height of the case (⑦) is 80mm

(2) MF6 is equipped with electrical contacts, the height of the mirror surface using acrylic cover is 26mm (single contact)/40mm (double contact)

Contact type

Single contact	
 <p>set point</p> <p>2 1</p>	<p>When the pointer runs clockwise and exceeds the set point Contact 1:contact makes 2R : Single contact N.O.</p>
 <p>set point</p> <p>1 2</p>	<p>When the pointer runs clockwise and exceeds the set point Contact 1:contact breaks 2G : Single contact N.C.</p>
Double contact	
 <p>set point</p> <p>3 2 1</p>	<p>When the pointer runs clockwise and exceeds the set point Contact 1:contact makes, Contact 2:contact makes 3RR : Double contacts N.O.*2</p>
 <p>set point</p> <p>2 3 1</p>	<p>When the pointer runs clockwise and exceeds the set point Contact 1:contact makes, Contact 2:contact breaks 3RG : Double contacts N.O.+N.C.</p>
 <p>set point</p> <p>2 1 3</p>	<p>When the pointer runs clockwise and exceeds the set point Contact 1:contact breaks, Contact 2:contact breaks 3GG : Double contacts N.C.*2</p>

* Note: Special contact type can be customized



Codes for custom order configuration

EX: MTR.S - MW MT 4 G 3m 100°C Y 150mm 12mm +A

Type of mounting

MW	-	Wall mounting type
MW-6C	-	MW 6" three holes
MF	-	Back mount type
MF-U	-	MF with U-font frame

Connection type

MT	-	Male thread
N	-	Plain stem
CF	-	Compressing fitting
LT	-	Loose threaded connection
MN	-	Single loose thread
UN	-	Union nut
TC	-	Tri-clamp

Nominal size

2.5	-	2.5"
3	-	3"
4	-	4"
5	-	5"
6	-	6"

接點型式

2G	-	Single contact N.C.
2R	-	Single contact N.O.
3RR	-	Double contacts N.O.*2
3RG	-	Double contacts N.O.+N.C.
3GG	-	Double contacts N.C.*2

Capillary length (meter)

3m	100°C
----	-------

Temperature range(°C, °F)

Y

Whether to specify the unit

Y	-	Yes, specify the unit above
N	-	No, accept the other units

Stem length (with thread)

150mm

Stem diameter

12mm

Other demands

+A	-	None
+B	-	Additional order details

For any changes to the specifications of this catalogue, the latest version shall prevail.
Copyright © 08/2021 by SIN JIA ENTERPRISE COMPANY LIMITED. All rights reserved.

SIN JIA ENTERPRISE COMPANY LIMITED

TEL:+886-2-2550-4512

FAX:+886-2-2550-4510

info@sinjiagauge.com

www.sj-gauge.com

No.3, Ln. 71, Chifeng St., Datong Dist., Taipei City 103, Taiwan

